



EBOOK

**MINER**<sup>®</sup>

**MAKE SURE YOUR DOCKS  
AND DOORS ARE SAFE  
FOR PEAK SEASON**

## TABLE OF CONTENTS

- 3** Peak Season Comes Every Year: Is Your Equipment Ready?
- 4** What's the Condition of Your Docks and Doors?
- 5** What Goes into Your Facility Survey Strategy?
- 6** How Does Proactive Maintenance Keep Equipment Safe and Operational?
- 7** What Does Your Organization Actually Need Beyond Proactive Maintenance?
- 8** What Role Does a National Equipment Service Provider Play in Peak Season Readiness?





## PEAK SEASON COMES EVERY YEAR: IS YOUR EQUIPMENT READY?

The worst period to suffer an incident in one of your facilities is during the peak season, when activity is at its busiest. Not only does this high-speed activity raise the risk of an accident occurring, a breakdown during this busy season could be especially devastating to productivity.

**Putting adequate strategies in place during this time is critical when protecting your equipment so that when peak conditions arrive each year, the environment within your facility will remain safe.**





## WHAT'S THE CONDITION OF YOUR DOCKS AND DOORS?

When you don't know the status of essential equipment such as [commercial doors](#), [loading dock levelers](#), [high-speed doors](#), [cold storage doors](#) and more, you're at a greater risk of suffering a breakdown. Especially during peak season, your company can't afford the added danger.

Many facility operators have no visibility into the suitability, age and wear of their key equipment, but any of those factors could lead to downtime at a critical moment. This is where modern, app-based surveys and assessments can make an impact.


**The information gathered during a facility safety and productivity assessment will help you develop a proactive maintenance plan, which is one of the most effective defenses you can create against breakdowns and resulting safety incidents.**

## WHAT GOES INTO YOUR FACILITY SURVEY STRATEGY?

There are several related activities that go into modern surveying, each of which can help your warehouse or distribution center stand up to the strain of a busy peak season. These include:



An app-based facility survey and productivity assessment, creating a database of all equipment and keeping those records visible and up to date.



Budget spend optimization and total cost of ownership (TCO) reduction based on assessment results.



Creation of a documented plan of action to assist with OSHA compliance and awareness.



Ongoing equipment monitoring, ensuring optimal efficiency and prolonging life cycle.



Tracking of warranties, proactive maintenance activities and potential safety concerns in advance.

# HOW DOES PROACTIVE MAINTENANCE KEEP EQUIPMENT SAFE AND OPERATIONAL?

Proactive maintenance is all about being proactive and getting ahead of problems and breakdowns as opposed to waiting until something goes wrong with your equipment —which can cost you big bucks. Being solely reactive results in hefty price tags, forcing you to spend more money with more problems as your company suffers a domino effect of repairs.

**Many organizations don't have any type of proactive maintenance in place, waiting until equipment fails and performing reactive maintenance. Such an approach introduces unnecessary risk into businesses' operations.**

Replacing reactive methods with data-driven proactive maintenance is a no-brainer.

## Proactive maintenance can:



Identify potential problems



Reduce unplanned downtime by up to 50%



Create visibility into TCO



Promote safety awareness and cleanliness



Reduce energy cost

**The impact of proactive maintenance is felt most strongly during the high-activity conditions of peak season.**



## WHAT DOES YOUR ORGANIZATION ACTUALLY NEED BEYOND PROACTIVE MAINTENANCE?

While proactive maintenance can reduce incidences of unplanned downtime, no strategy can fully eliminate equipment breakdowns. Sometimes, things simply break. For these situations, you should have [a reliable emergency repair provider](#) available to give same-day service and get your loading dock up and running. MINER is a national equipment service provider prepared to help you with this process — from start to finish.

MINER's top quality technicians can repair loading dock assets not just quickly but completely, making sure employees can get back to their jobs while feeling secure and confident the infrastructure won't fail again.

In addition to maintenance and repairs, your organization should have a reliable supplier of new and replacement warehouse assets.

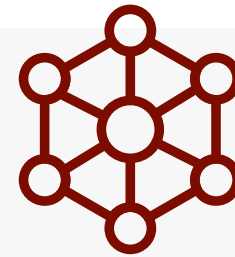
**When every piece of equipment you purchase is chosen for its suitability to your needs and installed by experts, you lessen the risk of a peak season breakdown — MINER does that for you, too!**

## WHAT ROLE DOES A NATIONAL EQUIPMENT SERVICE PROVIDER PLAY IN PEAK SEASON READINESS?


When selecting your partner for maintenance, repairs installation and more, your organization's best bet is to turn to a national equipment service provider. So what are the advantages of matching up with a large provider?



National providers can use their scale to become high-priority clients of original equipment manufacturers. This helps them get you the new assets you need for a safe, reliable loading dock.



Organizations with a national reach can serve all your needs at all your facilities, with one contract and one set of contacts.



The expert personnel hired by national equipment service providers are the top trained professionals in their fields, carrying the right tools and materials to resolve any asset issue.

**MINER is the national equipment service provider to carry your organization through peak season this year — and every year.**

**CONTACT US  
TO LEARN MORE.**



**MINER<sup>®</sup>**

